





# **REDWOOD LUMBER & SUPPLY CO., L.L.C.**

## **The Redwood Specialists**

Redwood Lumber & Supply Company, LLC, purveyors of the finest quality redwood products, is pleased to present you with this siding and moulding catalog. Known as "The Redwood Specialists" for over fifty years, we have procured an extensive inventory of milling and moulding equipment. This gives us the ability to produce virtually any contemporary or historic redwood pattern to suit your residential, commercial, remodeling and restoration needs.

## **Yes, we do custom patterns**


Please note that while our complete assortment of stock patterns and knives allows us to address most everyday siding and moulding requests, we also have the ability to match your drawings or samples to help you achieve options that are not shown in this catalog. Bring us your requirements and let us show you what can be achieved.

## **Timbers**

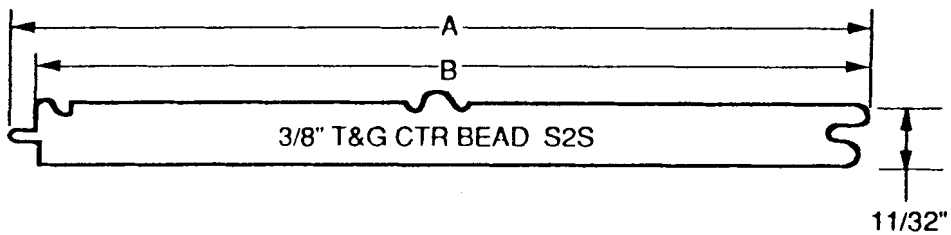
We have one of the largest selections of partially-air-dried (P.A.D.) and dry redwood timbers in the business. The majority of our finely selected large timbers are free-of-heart-center (F.O.H.C.) to provide you with less splitting and checking in normal use. Our timbers are available in Construction Heart, Heart B and Clear All Heart to help you get the job done right.

## **Other items of interest**

In addition to millwork, we offer a full range of redwood products. This includes the architectural grades from Construction Heart green to Clear All Heart dry - and every grade in between - to help suit your particular needs. All of our boards and dimension lumber are available rough or surfaced, or with sides freshly re-sawn.



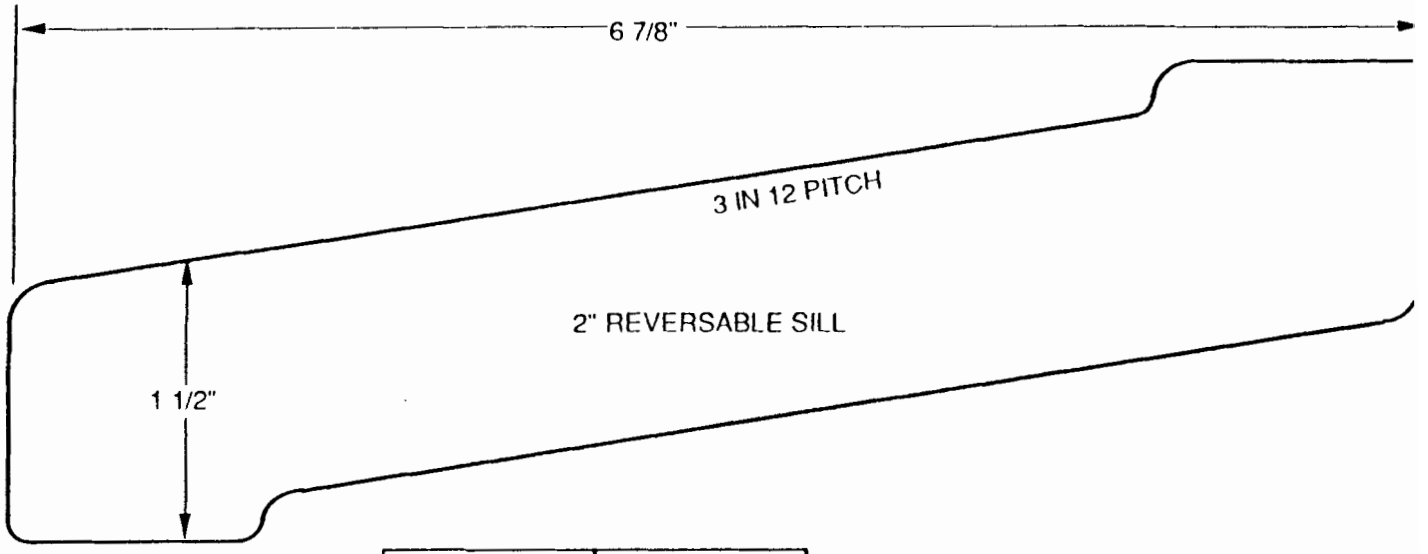
Nominal Sizes	Pattern Number	A	B	Conversion Factors
3/8 x 4	220*	3-1/2	3-11/32	1.19
3/8 x 6	221*	5-1/2	5-11/32	1.12
3/8 x 8	222	7-1/2	7-11/32	1.09



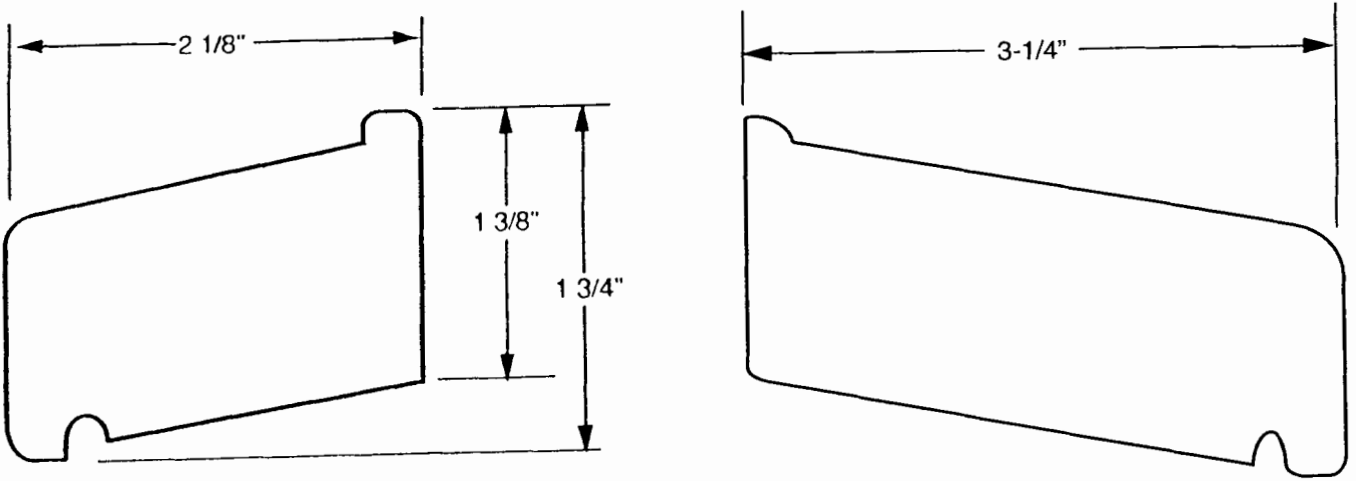
3/8 x 4	220A*	3-1/2	3-11/32	1.19
3/8 x 6	221A*	5-1/2	5-11/32	1.12

\* Denotes Stock Pattern

# Redwood Sill



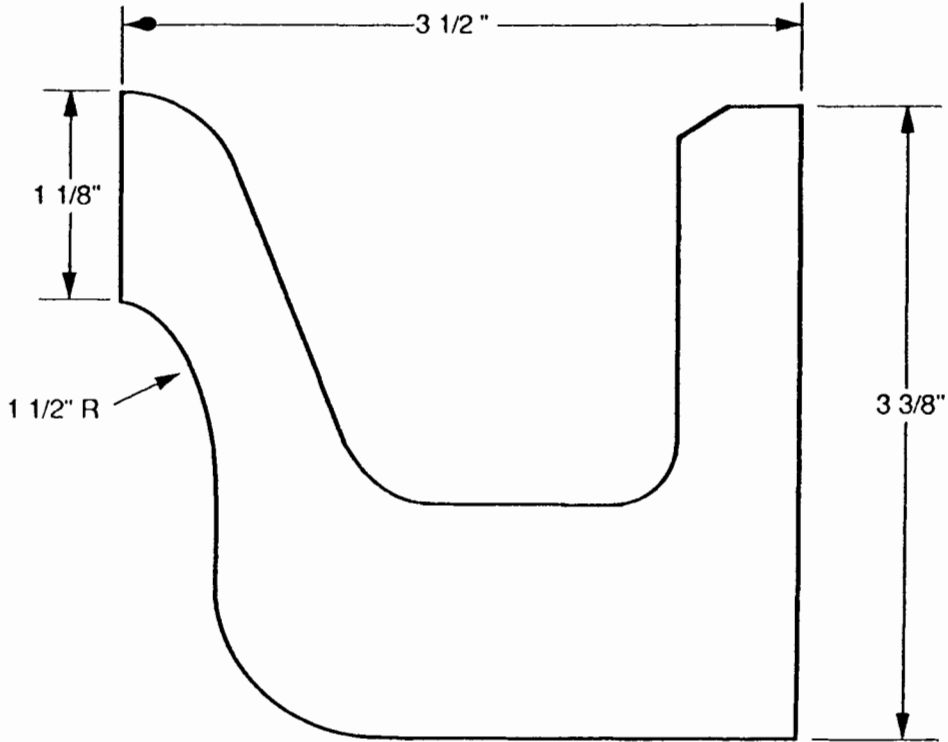
Nominal Size	Pattern Number
2 x 8*	590



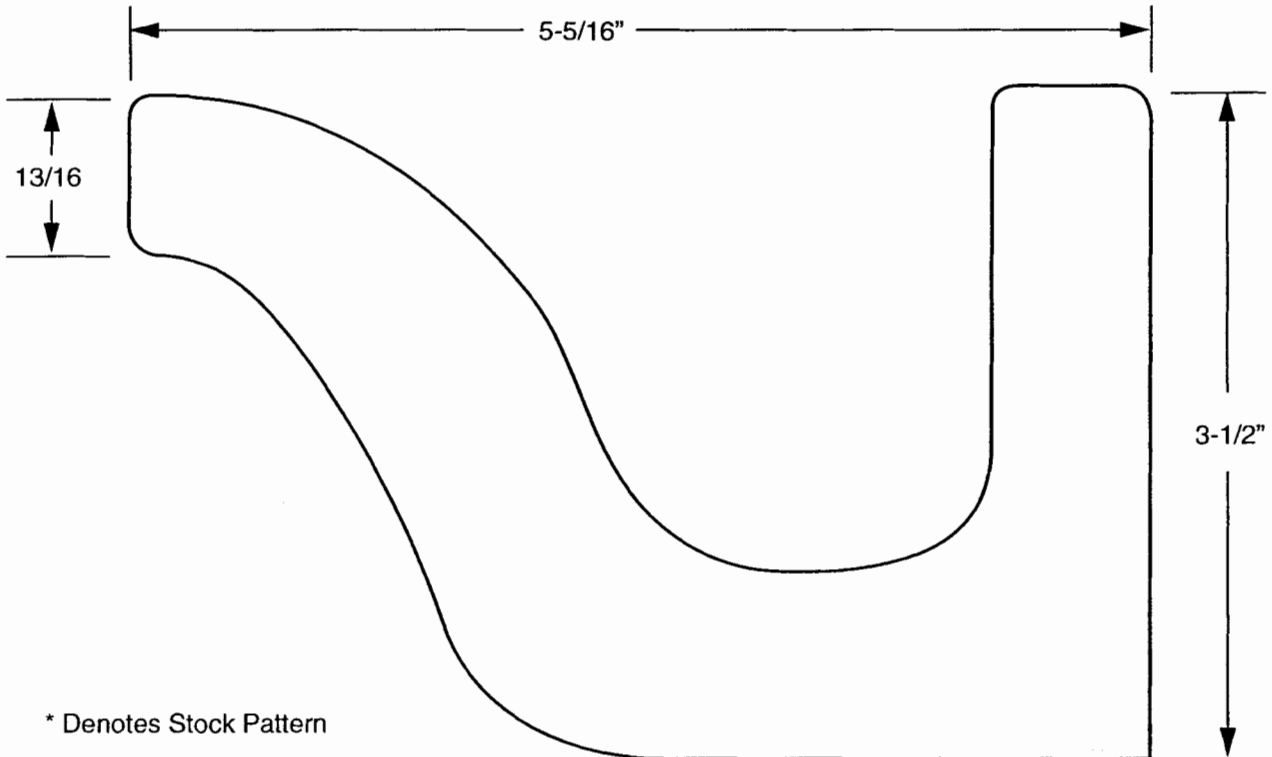
Nominal Sizes	Description
2 x 3 *	Watertable
2 x 4 *	Watertable

\* Denotes Stock Pattern.

# Redwood Moulding Patterns

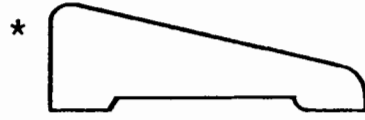


Nominal Size	Description	Pattern Number
4 x 4*	O.G. gutter	511
4 x 6	O.G. gutter	512




\* Denotes Stock Pattern


## Door and Window Casing




101 9/16 X 1 5/8




102 9/16 X 2 1/4




103 9/16 X 1 5/8



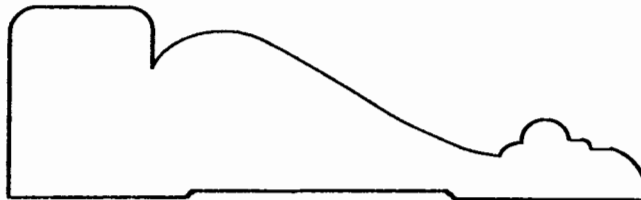
104 5/8 X 2 1/4



105 5/8 X 3 1/4




106 11/16 X 2 7/16



107 1 X 3 3/16

\* Denotes Stock Pattern

## Door and Window Casing



108 11/16" X 3 1/2"



109 11/16" X 2 7/16"




110 11/16" X 3 3/8"



111 11/16" X 2 7/16"



112 11/16" X 3 7/16"

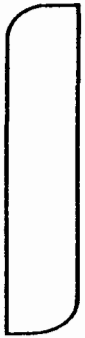


113 11/16" X 5 7/16"




131 11/16" X 3 1/4"

## Door and Window Base



**200**  
3/8" X 1 3/4"



\* **201**  
3/8" X 2 1/4"




\* **202**  
3/8" X 3 1/4"




**203**  
3/8" x 3 1/4"



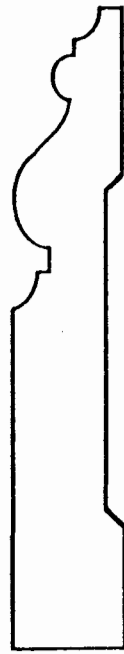
**204**  
3/8" x 3 1/4"




\* **205**  
9/16" x 3 1/4"




**206**  
9/16" x 3 1/4"



\* **230**  
9/16" x 3 7/16"



\* **231**  
9/16" x 4 5/16"



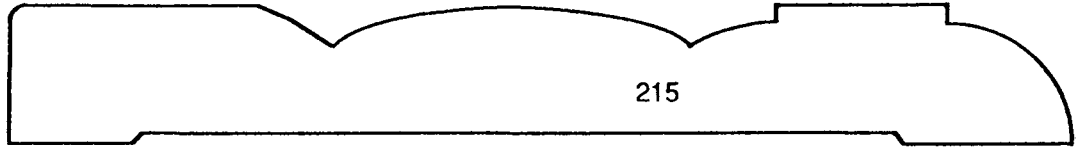
\* **210**  
11/16" x 3 7/16"

\* Denotes Stock Pattern



# Base

1" X 6"  
3/4" X 5 1/2"




5/8" X 5 1/2"

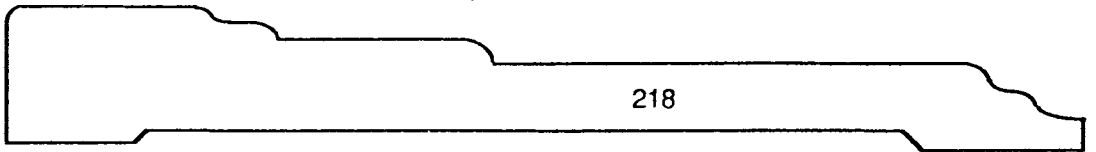


3/4" X 5 1/2"

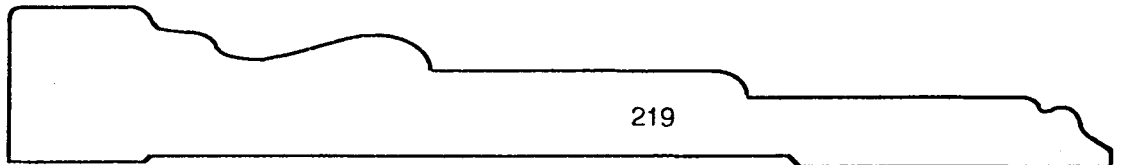
\*



11/16" X 5 1/2"




3/4" X 5 1/2"




3/4" X 5 1/2"


\*



3/4" X 5 1/2"




3/4" X 5 1/2"



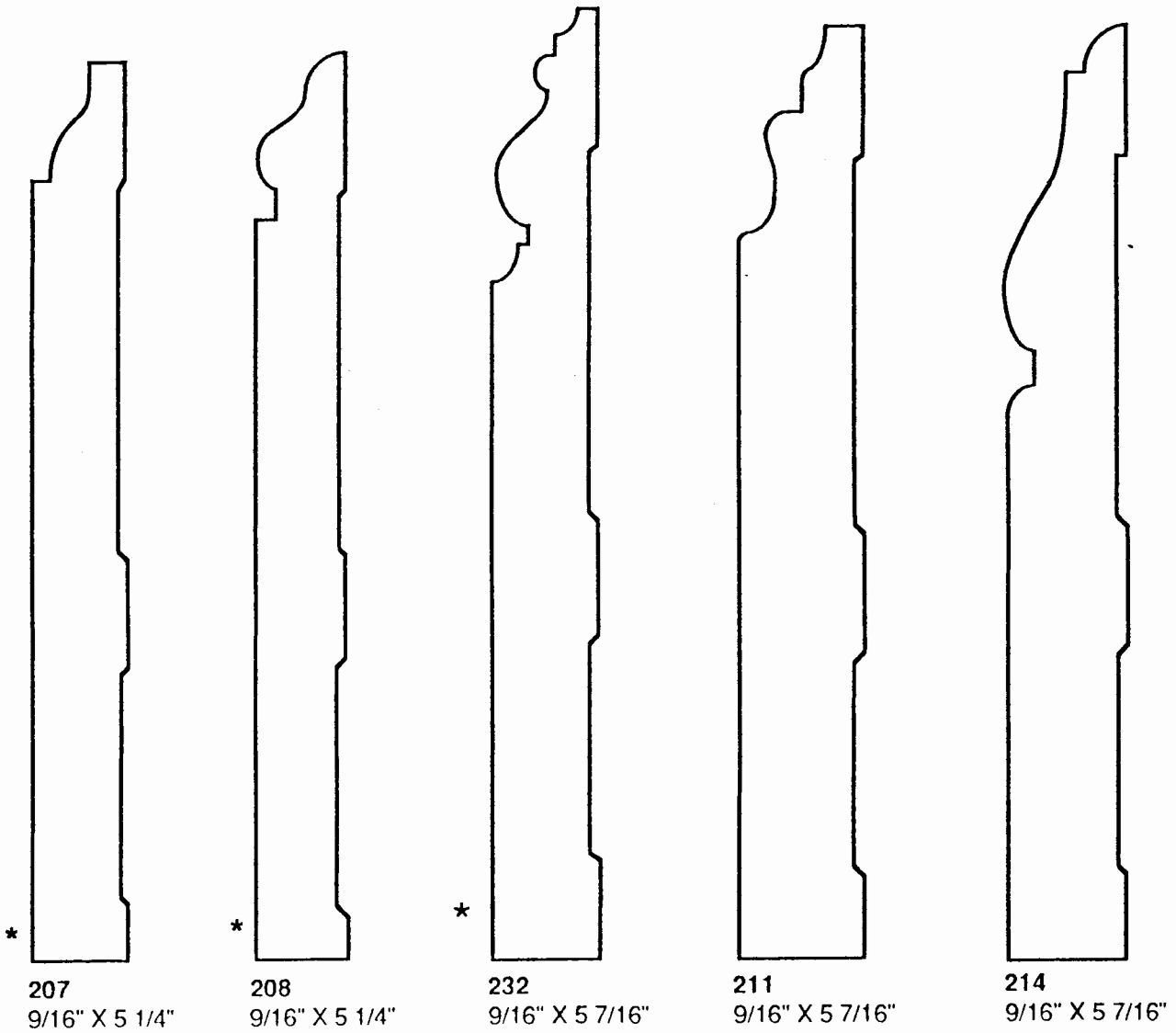
3/4" X 5 1/2"



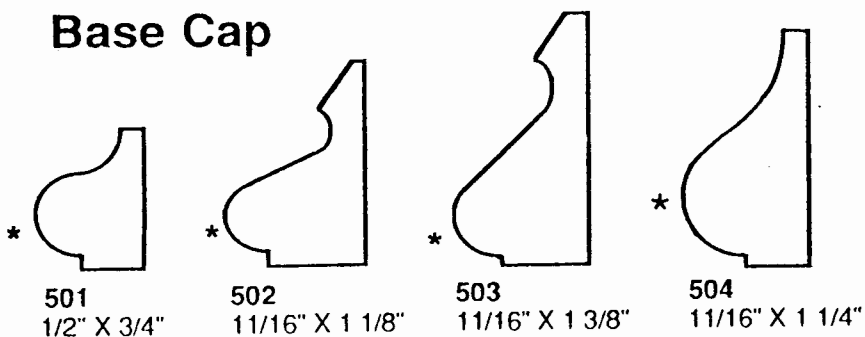
3/4" X 5 1/2"



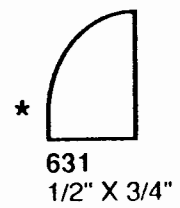
### Base



### Base Cap

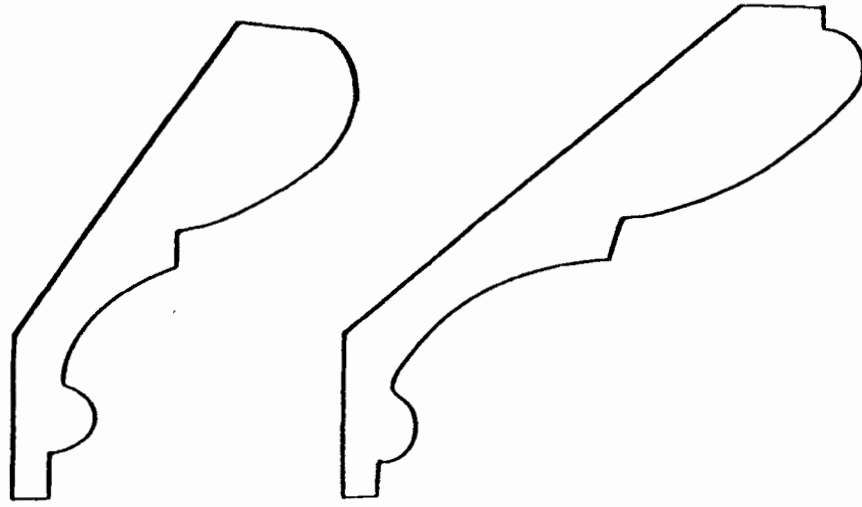


### Base Shoe



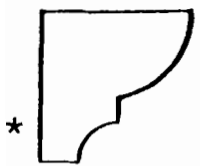
\* Denotes Stock Pattern

# Bed Mould

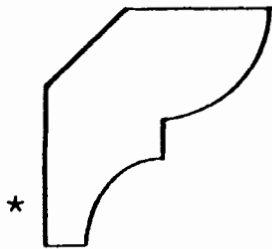


312 11/16" X 2 13/16"

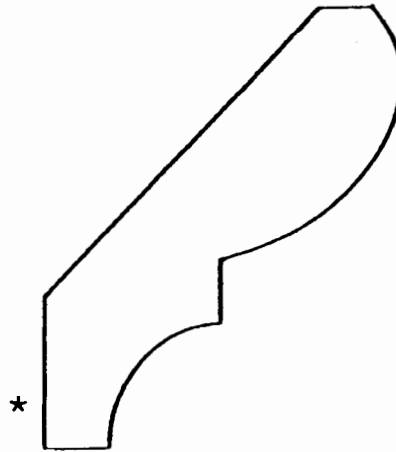
313 11/16" X 3 7/16"



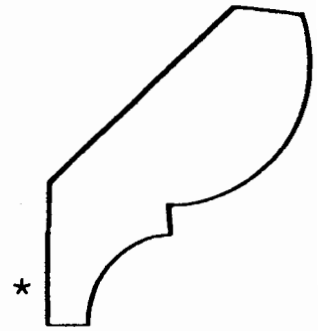
\* 320 3/4" X 3/4"



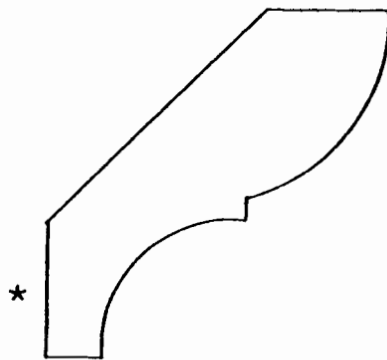
\* 321 11/16" X 1 5/8"



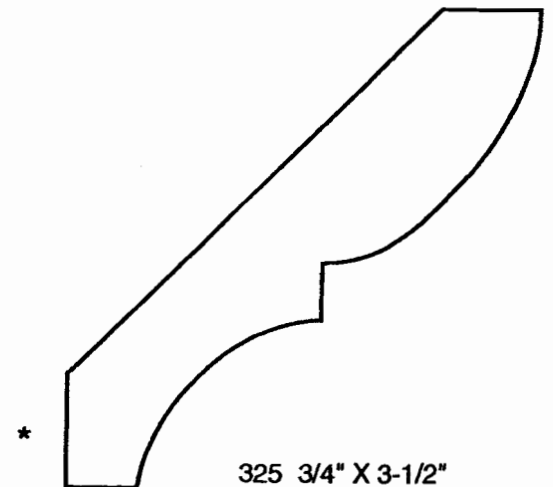
\* 322 11/16" X 2 3/4"



\* 323 11/16" X 2"



\* 324 3/4" X 2-1/2"



\* 325 3/4" X 3-1/2"

## Chair Rail



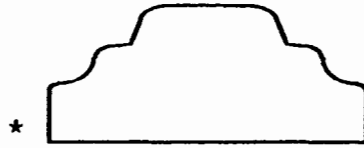
401 11/16" X 1 5/8"



410 11/16" X 2 1/2"




402 11/16" X 2 3/16"




409 11/16" X 1 1/2"




403 11/16" X 2 1/2"




411 11/16" X 2




404 11/16" X 2 5/8"




406 9/16" X 2 5/16"



405 11/16" X 3



408 9/16" X 2 1/4"



407 1 1/16" X 3

\* Denotes Stock Pattern

## Decorative Mould



506 1/2" X 5/8"



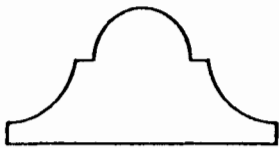
\*

505 9/16" X 3/4"



\*

531 3/4" X 1 1/8"




532 11/16" X 1 3/8"



\*

533 11/16" X 3/4"



\*

534 3/8" X 3/4"



\*

536 5/8" X 1 7/16"




\*

556 7/16" X 7/8"




\*


559 3/8" X 5/8"



551 5/16" X 1 1/8"

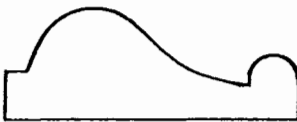


552 9/16" X 1 1/2"




\*

553 3/4" X 1 5/8"



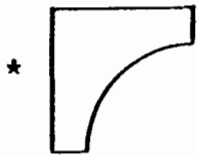
554 9/16" X 1 1/2"



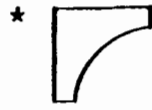
555 11/16" X 2"

\* Denotes Stock Pattern

# Cove



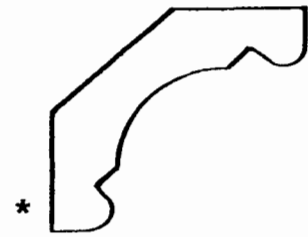
621 3/4" X 3/4"



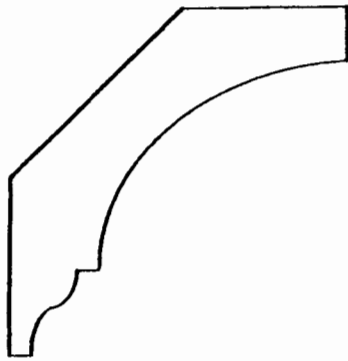
622 1/2" X 1 1/2"



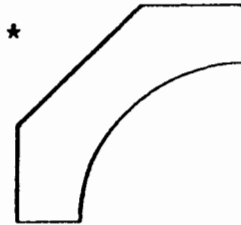
624 5/8" X 3/4"



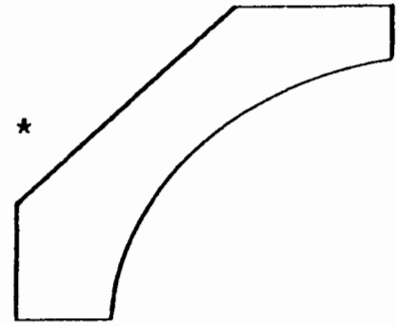
625 5/8" X 1 3/4"



623 3/4" X 2 1/2"




626 5/8" X 1 5/8"



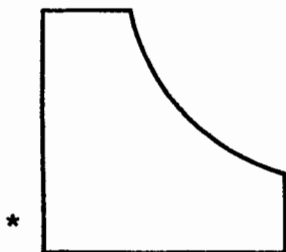
627 3/4" X 2 7/16"



628 2 X 2" COVE  
1" X 1" NET



632 1" X 3 3/4"

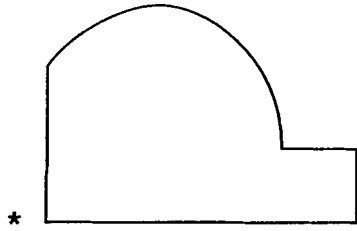


629  
1-1/4" X 1-1/4"

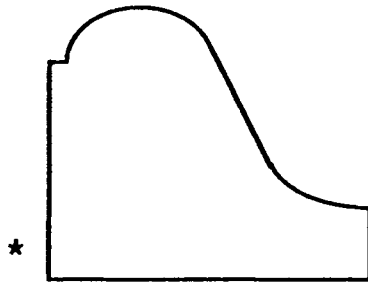


630 3/4" X 4 1/4"

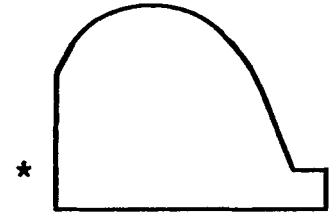
# Stucco, Brick and Shingle Mouldings



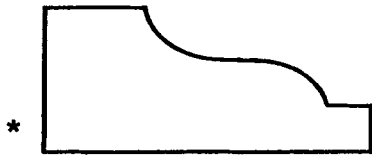
\*  
**719**  
11/16" x 1-9/16"



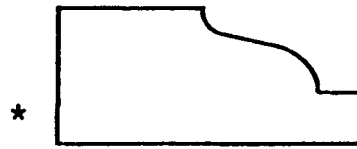
\*  
**711** 1 3/8" X 1 5/8"




\*  
**712** 1" X 1 3/8"



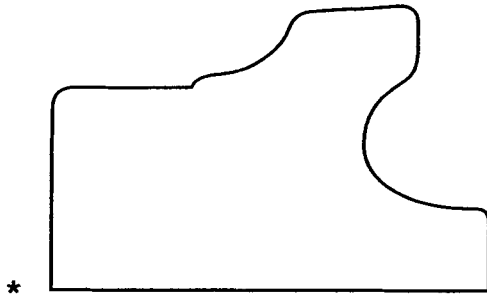
\*  
**713** 3/4" X 1 5/8"



\*  
**714** 11/16" X 1 1/2"




\*  
**715** 11/16" X 1 5/8"



\*  
**699** 1-7/16" x 2-3/16"



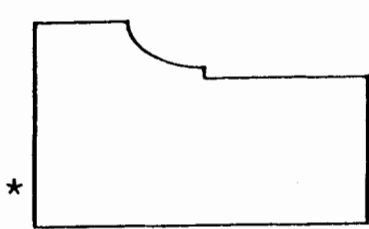
\*  
**700** 1" x 2-7/16"



\*  
**701** 15/16" x 1-1/2"

\* Denotes Stock Pattern


# Stucco, Brick and Shingle Mouldings



704 1 5/16" X 1 5/8"



\*705 2X3  
15/16 X 2-1/4" NET



706 7/8" X 1 5/8"




\*707 1 1/16" X 2 1/2"



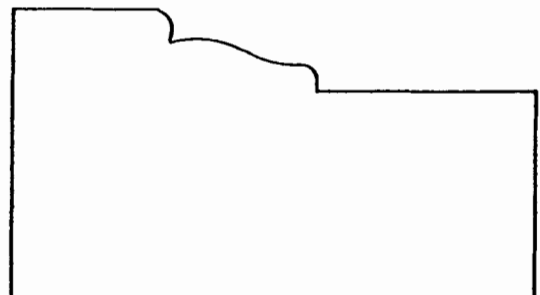
708 7/8" X 1 5/8"



\*709 11/16" X 1 5/8"



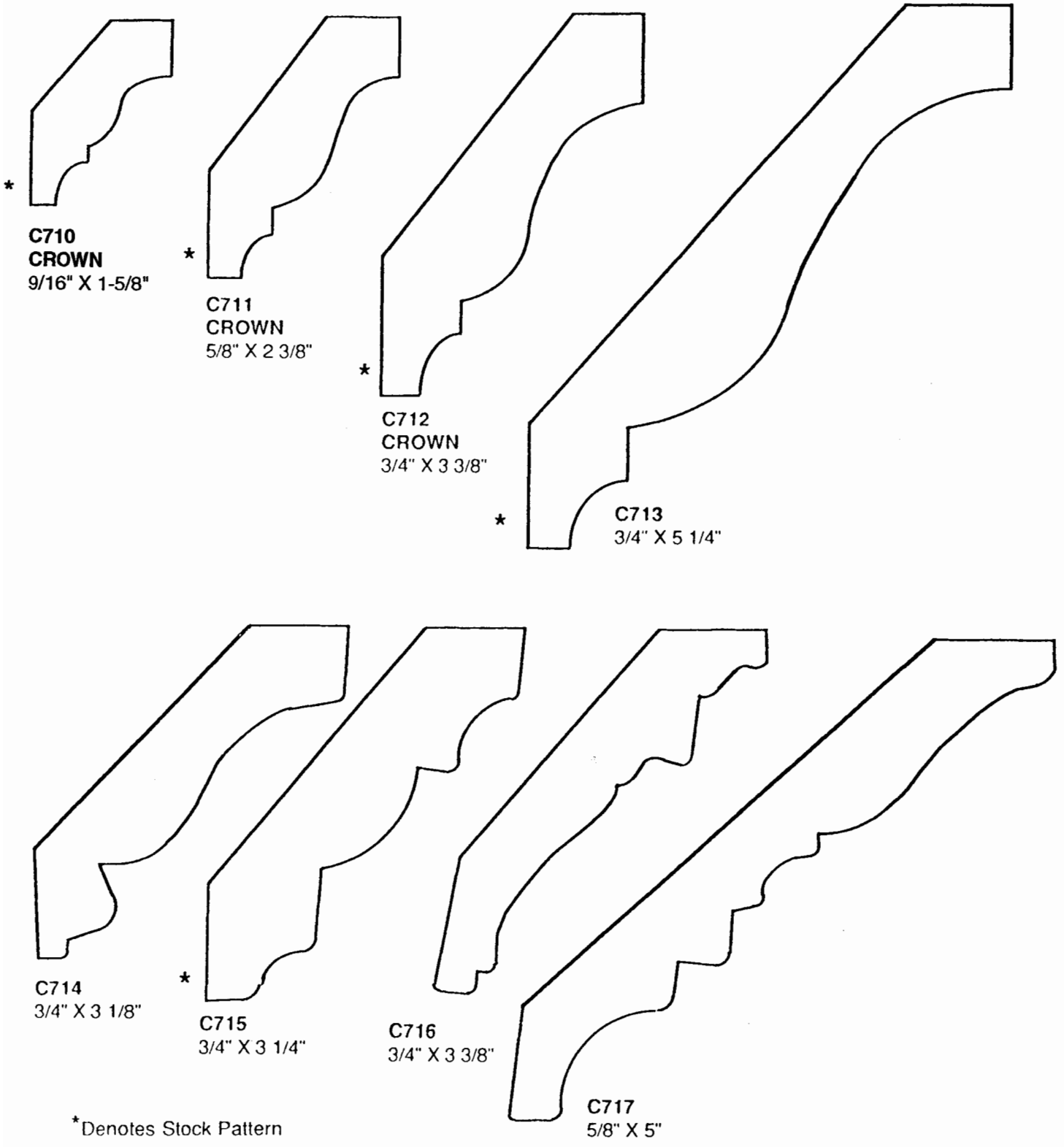
\*717 1-1/4" X 2"



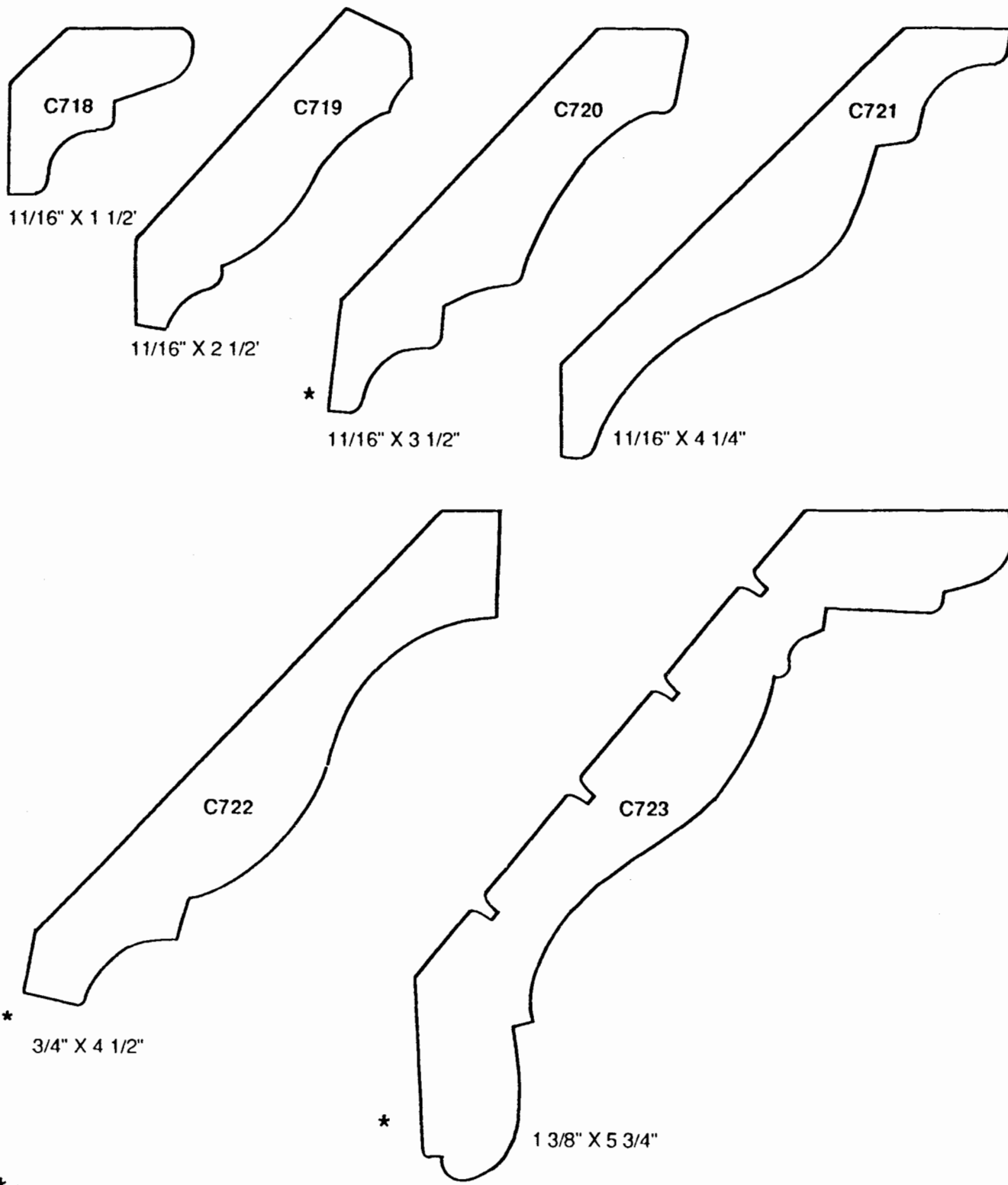
\*718 1-1/2" X 2-11/16"




# Crown Mouldings



# Crown Mouldings



# Crown Mouldings




**C724**  
3/4" X 2 1/2"



**C730**  
3/4" X 2 1/4"



**C725**  
3/4" X 2 5/8"




**C731**  
3/4" X 3 1/2"




**C726**  
3/4" X 2 3/4"




**C732**  
3/4" X 3 1/8"




**C727**  
3/4" X 2 1/2"




**C733**  
3/4" X 3 1/8"



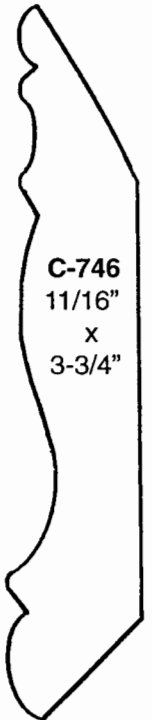
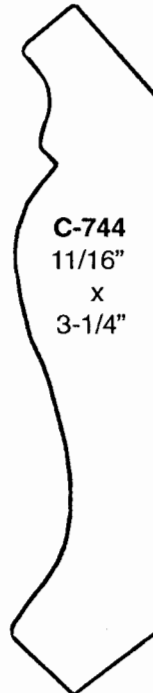
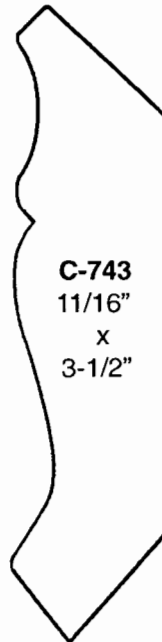
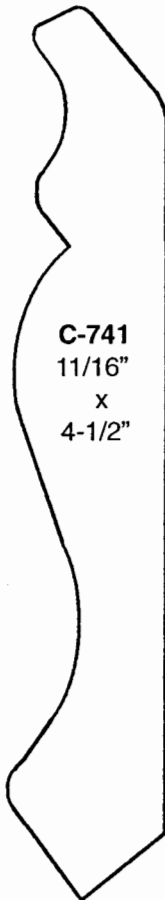
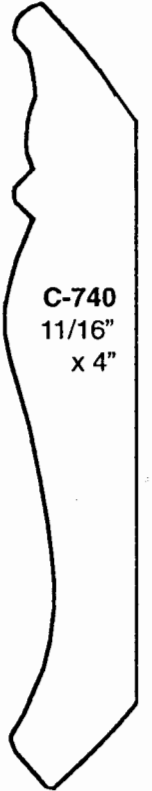
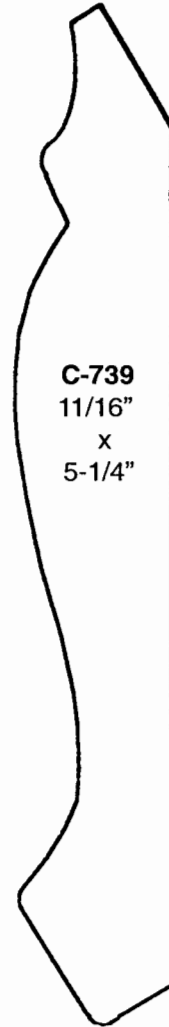
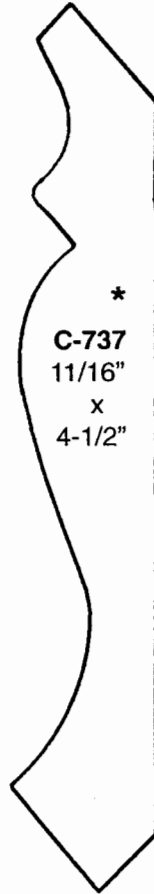
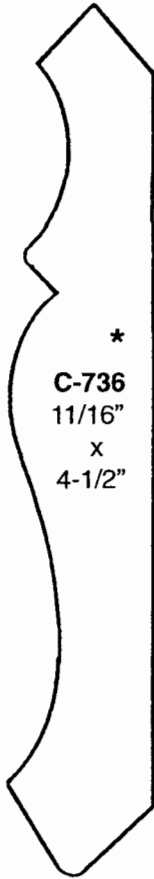
**C728**  
3/4" X 2 1/2"



**C734**  
3/4" X 3 3/4"




**C729**  
3/4" X 3"




\* Denotes Stock Pattern

# Crown Mouldings




C747 3/4" X 4 1/4"




C748 3/4" X 4 1/2"



C749 3/4" X 4 1/2"




C750 3/4" X 5 1/2"




C751 3/4" X 5"



C751 3/4" X 5 1/2"




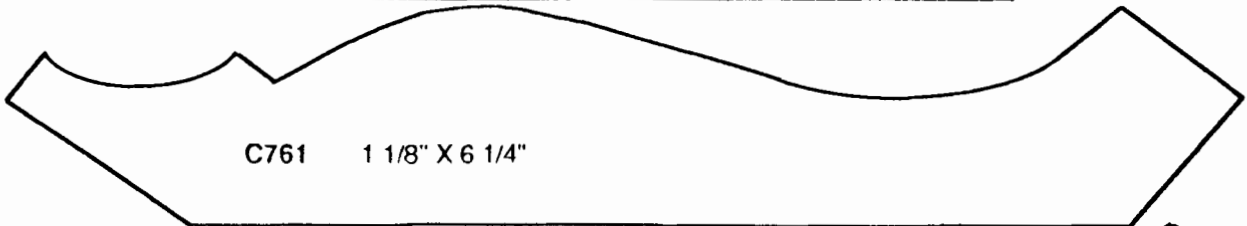
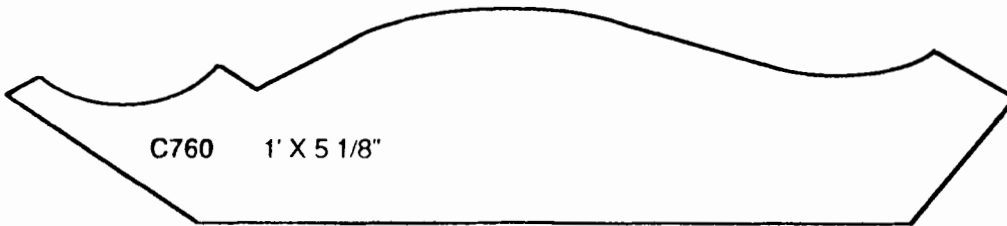
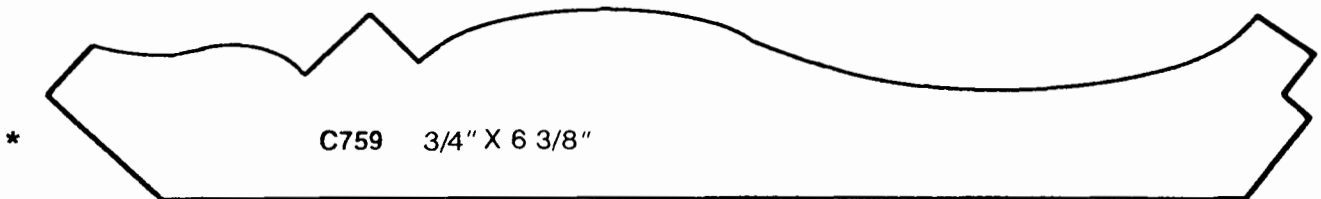
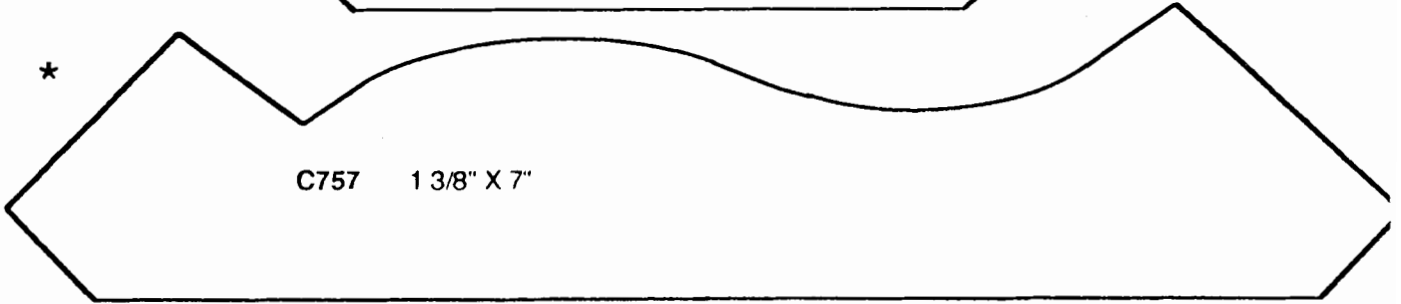
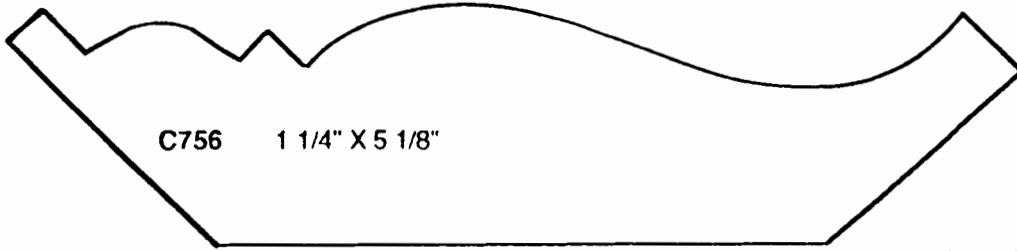

C753 3/4 X 3 3/8"



C754 3/4" X 3 1/4"

\* Denotes Stock Pattern

# 2 INCH CROWNS



\* Denotes Stock Pattern

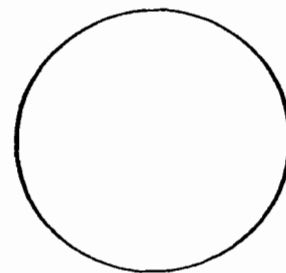
## Miscellaneous Mouldings



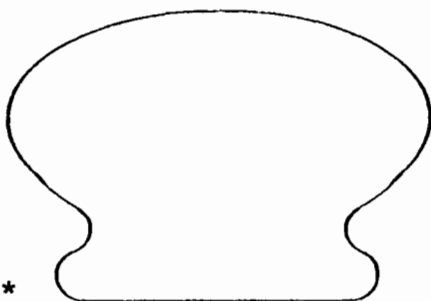
- \* 286 3/8" X 3/4"
  - \* 287 1/2" X 1"
- HALF ROUND




- \* 268 QTR ROUND 1/2"
- \* 269 QTR ROUND 3/4"
- \* 290 QTR ROUND 5/8"
- \* 291 QTR ROUND 1"
- 270 QTR ROUND 1-5/8"



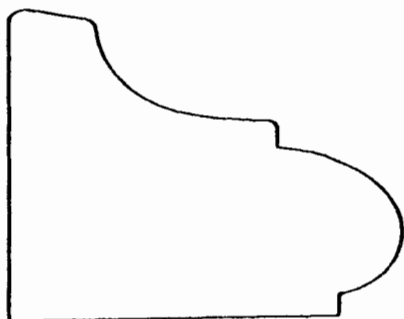
- \* 292 1/2" FULL ROUND
- \* 293 5/8" FULL ROUND
- \* 294 3/4" FULL ROUND
- \* 295 1" FULL ROUND
- \* 271 1-1/2" FULL ROUND
- 271 2" FULL ROUND
- 272 3" FULL ROUND




- \* 273 1 1/2" X 2 1/8" HANDRAIL




- \* 274 5/8" X 2 1/4" OVAL CASING



- \* 276 1 5/8" X 2"



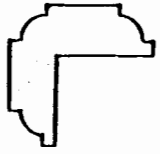
- \* 275 1 1/8" X 1 7/8"



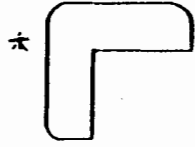
- \*279 1- 3/4" HANDRAIL

\* Denotes Stock Pattern

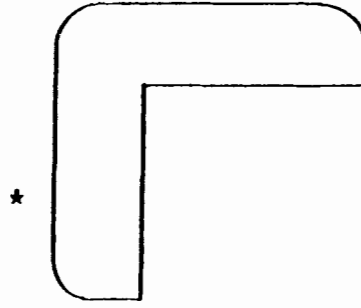
## Outside Corner



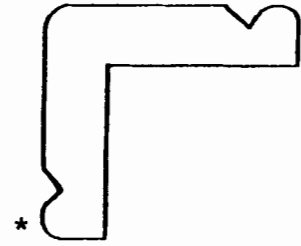
611 3/4" X 3/4"



\* 613 3/4 " X 3/4"



\* 614 1 1/2" X 1 1/2"




\* 616 1 1/4" X 1 1/4"

\* Denotes Stock Pattern



## Miscellaneous




\*280 3/8" X 1-3/8" R.E. STOP



\*

260 11/16" X 1-3/4"



281 3/8" X 1-5/8" RE STOP




\*

284 3/4" X 1-3/4"



\*

285 3/4" X 2-1/4"



\*

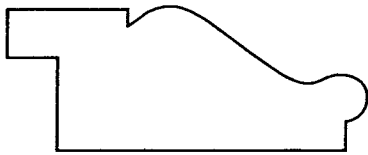
277 2" X 2-9/16"



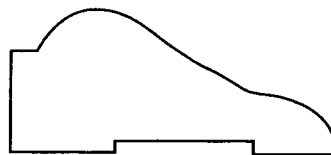
3/4" x 3 1/2" Beaded T+G



**100**  
9/16" X 5/8" Casing




**556**  
3/4" x 1 3/4"




**558**  
3/4" x 1 3/4"



**\* 557**  
1/4" X 3/4"



**\*558**  
1/4" x 3/4"



**2 x 6 Cap Rail**  
5-1/2 x 1-1/2"

\* Denotes Stock Pattern